

LIVINGSTON



LIVINGSTON

LIVINGSTON



DIAMOND
PORCELLANA FINE SMALTATA




FORMATI - FORMAT

50x50 cm	20"x20"
33x33 cm	13"x13"
16,5x16,5 cm	6,5"x6,5"
8x16,5 cm	3,1"x6,5"

COLORI - COLOURS

GOLD
GREEN
LEATHER
TAUPE
GREIGE






LIVINGSTON LEATHER






LIVINGSTON GOLD








G9337A Gold 43
16,5x16,5 - 6,5"x6,5"




G9347A Gold 45
8x16,5 - 3,1"x6,5"



G93176 Tozzetto 12
Gold
10x10 - 4"x4"



G93175 Fascia Gold 10x33 - 4"x13" 17



G9327A Gold 33x33 - 13"x13" 39



G93179 Battiscopa Gold 8x33 - 3,2"x13" 12



G93274 Torello Gold 10
4x16,5 - 1,6"x6,5"



G93275 Ang. 17
Est. Torello Gold
4x2 - 1,6"x0,8"



G93372 Listello Gold 12
3x16,5 - 1,2"x6,5"



G93273 Listello Gold 12
6x16,5 - 2,4"x6,5"



G93276 Torello 13
Roma Gold
5,5x16,5 - 2,2"x6,5"



G93277 Listello 13
Roma Gold
6,5x16,5 - 2,6"x6,5"



G93278 Matita Roma 10
Gold 1x16,5 - 0,4"x6,5"



G93375 Formella 29
Roma Gold
16,5x16,5 - 6,5"x6,5"




G93279 Tozz. 12
Roma Gold
5,5x5,5 - 2,2"x2,2"




G93388 Mosaico Mix Warm 33x33 - 13"x13" 26



G93379 Mosaico Gold 33x33 - 13"x13" 15




G9338A Green 43
16,5x16,5 - 6,5"x6,5"



G9348A Green 45
8x16,5 - 3,1"x6,5"



G93186 Tozzetto 12
Green
10x10 - 4"x4"



G93185 Fascia Green 10x33 - 4"x13" 17



G9328A Green 33x33 - 13"x13" 39



G93189 Battiscopa Green 8x33 - 3,2"x13" 12



G9318A Green 50x50 - 20"x20" 43



G93284 Torello Green 10
4x16,5 - 1,6"x6,5"



G93285 Ang. 17
Est. Torello Green
4x2 - 1,6"x0,8"



G93382 Listello Green 12
3x16,5 - 1,2"x6,5"




G93283 Listello Green 12
6x16,5 - 2,4"x6,5"



G93378 Mosaico Mix Cold 33x33 - 13"x13" 26



G93286 Torello 13
Roma Green
5,5x16,5 - 2,2"x6,5"



G93287 Listello 13
Roma Green
6,5x16,5 - 2,6"x6,5"



G93288 Matita Roma 10
Green 1x16,5 - 0,4"x6,5"



G93385 Formella 29
Roma Green
16,5x16,5 - 6,5"x6,5"



G93289 Tozz. 12
Roma Green
5,5x5,5 - 2,2"x2,2"




G93389 Mosaico Green 33x33 - 13"x13" 15







G9339A Leather 43
16,5x16,5 - 6,5"x6,5"



G9349A Leather 45
8x16,5 - 3,1"x6,5"



G93196 Tozzetto 12
Leather
10x10 - 4"x4"



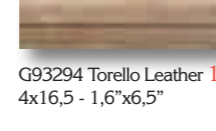
G93195 Fascia Leather 10x33 - 4"x13" 17



G9329A Leather 33x33 - 13"x13" 39



G93199 Battiscopa Leather 8x33 - 3,2"x13" 12



G93294 Torello Leather 10
4x16,5 - 1,6"x6,5"



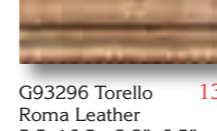
G93295 Ang. 17
Est. Torello Leather
4x2 - 1,6"x0,8"



G93392 Listello Leather 12
3x16,5 - 1,2"x6,5"



G93293 Listello Leather 12
6x16,5 - 2,4"x6,5"



G93296 Torello 13
Roma Leather
5,5x16,5 - 2,2"x6,5"



G93297 Listello 13
Roma Leather
6,5x16,5 - 2,6"x6,5"



G93298 Matita Roma 10
Laether 1x16,5 - 0,4"x6,5"



G93395 Formella 29
Roma Leather
16,5x16,5 - 6,5"x6,5"




G93299 Tozz. 12
Roma Leather
5,5x5,5 - 2,2"x2,2"




G93388 Mosaico Mix Warm 33x33 - 13"x13" 26



G93399 Mosaico Leather 33x33 - 13"x13" 15




G9336A Taupe 43
16,5x16,5 - 6,5"x6,5"




G9346A Taupe 45
8x16,5 - 3,1"x6,5"




G9316A Taupe 50x50 - 20"x20" 43



G93166 Tozzetto 12
Taupe
10x10 - 4"x4"



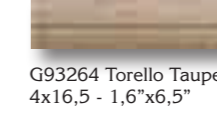
G93165 Fascia Taupe 10x33 - 4"x13" 17



G9326A Taupe 33x33 - 13"x13" 39



G93169 Battiscopa Taupe 8x33 - 3,2"x13" 12



G93264 Torello Taupe 10
4x16,5 - 1,6"x6,5"




G93265 Ang. 17
Est. Torello Taupe
4x2 - 1,6"x0,8"



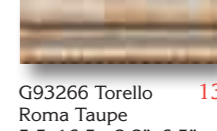
G93362 Listello Taupe 12
3x16,5 - 1,2"x6,5"



G93363 Listello Taupe 12
6x16,5 - 2,4"x6,5"



G93388 Mosaico Mix Warm 33x33 - 13"x13" 26



G93266 Torello 13
Roma Taupe
5,5x16,5 - 2,2"x6,5"



G93267 Listello 13
Roma Taupe
6,5x16,5 - 2,6"x6,5"




G93365 Formella 29
Roma Taupe
16,5x16,5 - 6,5"x6,5"



G93269 Tozz. 12
Roma Taupe
5,5x5,5 - 2,2"x2,2"



G93268 Matita Roma 10
Taupe 1x16,5 - 0,4"x6,5"



G93369 Mosaico Taupe 33x33 - 13"x13" 15





CARATTERISTICHE TECNICHE Technical Characteristics / Caracteristiques Techniques / Technische Eigenschaften CONFORME / ACCORDING TO / CONFORME / GEMÄß: ANSI 137,1 Impervious porcelain tiles				
REQUISITI PRESCRITTI Required Value Valeur Requise Vorgegebener Wert ANSI 137,1	VALORI Value / Valor / Wert VALLUNGA SMALTATO GLAZED			
ASSORBIMENTO D'ACQUA WATER ABSORPTION ABSORPTION D'EAU WASSERABSORPTION	ASTM C373	0,5% (fully vitrified)	≤ 0,05	
RESISTENZA ALLA ROTTURA BREAKING MODULUS RÉSISTANCE À LA FLEXION BIEGEFESTIGKEIT	ASTM C648	≥250 Pounds ≥113 Kg ≥1110 N	CONFORME Compliant	
DUREZZA MOHS MOHS HARDNESS DURETÉ MOHS HÄRTE MOHS	UNI EN ISO 101	MOHS 5	METODO DI PROVA EN 101 MOHS 6	
RESISTENZA ALL'ABRASIONE ABRASION RESISTANCE RÉSISTANCE À L'ABRASION ABRASIONSWIDERSTÄNDIGKEIT	UNI EN ISO 10545 - 7	RICHIESTO required	METODO DI PROVA ISO 10545:7 PEI V	
DILATAZIONE TERMICA LINEARE LINEAR THERMAL EXPANSION DILATION THERMIQUE LINÉAIRE THERMISCHE DILATATION	ASTM C372	NON RICHIESTO Not required	-	
RESISTENZA AGLI SBALZI TERMICI THERMAL SHOCK RESISTANCE RÉSISTANCE AUX CHOC THERMIQUES TEMPERATURWECHSELBESTÄNDIGKEIT	UNI EN ISO 10545 - 9	RICHIESTO required	RESISTENTE Resistant	
RESISTENZA ALL'ATTACCO CHIMICO CHEMICAL RESISTANCE RÉSISTANCE CHIMIQUE CHEMISCHE BESTÄNDIGKEIT	ASTM C650	NON RICHIESTO Not required	RESISTENTE Resistant	
RESISTENZA AL GELO FROST RESISTANCE RÉSISTANCE AU GEL FROSTBESTÄNDIGKEIT	ASTM C1026	NON RICHIESTO Not required	RESISTENTE Resistant	
RESISTENZA AL DISTACCO DA UNA MALTA STANDARD BOND STRENGTH	ASTM C482	≥50 PSI ≥3,5 Kg/cm ² ≥0,34 N/mm ²	CONFORME Compliant	
RESISTENZA ALLE MACCHIE STAIN RESISTANCE RÉSISTANCE AUX TACHES FLECKENBESTÄNDIGKEIT	CTI 81-7	NON RICHIESTO Not required	RESISTENTE Resistant	
SPessore THICKNESS ÉPAISSEUR STÄRKE	ASTM C485 Planarity Warpage	≤ 1,0% Sui lati/On sides ≤ 0,75% Sulle diagonali/On diagonals	CONFORME Compliant	
	ASTM C499 Dimensioni Dimensions	≤ 3,0% Sulle dimensioni nominali Of nominal dimensions ≤ 1,5% Differenza nel lotto tra valori min. e max./Difference in batch between min. and major values	CONFORME Compliant	
	ASTM C499 Spessore Thickness	≤ 0,040 inch Differenza nel lotto tra spessore min. e max. Difference in batch between min. and major thickness	CONFORME Compliant	
	ASTM C502 Parallelismo dei lati Wedging	≤ 1,0 %	CONFORME Compliant	
MISURA DEL COEFFICIENTE DI ATTRITO STATICO STATIC COEFFICIENT OF FRICTION MESURE DU COEFFICIENT DE FROTTEMENT STATIQUE MESSUNG DES STATISCHEN REIBUNGSKOEFFIZIENTEN	ASTM C1028-96	≥0,60	ASCIUTTA 0,82 BAGNATA 0,61	

Imballaggi - packing - emballages - verpackung						
Formato Size cm Format cm Format cm	Pezzi/scatola Pieces/box Pièces/boîte Stück/Karton	Mq/scatola Sq.Mt./box Mq/boîte Qm/Karton	Kg/scatola Weight/box Poids/boîte Gewichte/Karton	Scatole/pallet Box/pallet Boîte/pallet Karton/pallet	Mq/pallet Sq.Mt./pallet Mq/pallet Qm/pallet	Kg/pallet Weight/pallet Poids/pallet Gewichte/pallet
50x50 Fondo	6	1,5	32	24	36	784
33,3x33,3 Fondo	13	1,45	26,5	46	66,7	1235
16,5x16,5 Fondo	30	0,83	15,2	84	69,72	1292
8x16,5 Fondo	60	0,83	15,2	84	69,72	1292
10x33 Fascia	12	-	7,05	-	-	-
10x10 Tozzetto	12	-	2,10	-	-	-
4x16,5 Torello	12	-	1,55	-	-	-
3x16,5 Listello	12	-	0,95	-	-	-
6x16,5 Listello	12	-	1,80	-	-	-
8x33,3 Battiscopa	40	-	16	-	-	-
5,5x16,5 Tor. Roma	12	-	4,2	-	-	-
6,5x16,5 List. Roma	16	-	3,37	-	-	-
16,5x16,5 Form. Roma	4	-	2,24	-	-	-
1x16,5 Mat. Roma	28	-	1,4	-	-	-
5,5x5,5 Tozz. Roma	10	-	0,6	-	-	-

Le tonalità dei colori sono indicative - The colour shades are indicative - Les nuances des couleurs sont indicatives - Die Farbtöne sind annähernd





MADE IN
ITALY



01036 NEPI (VT) Loc. Settevene S.S. Cassia Km 36.300
Tel. 0761 5291 - 4 linee - Fax. 0761 527156 - www.vallelungacer.it